



COLD WORK
TOOL STEEL



POWDER
METALLURGY

COLD WORK TOOL STEEL

BÖHLER K390
MICROCLEAN®

PEAK PERFORMANCE



BOOST YOUR PRODUCTIVITY TO NEW HEIGHTS

Just as mountaineers need the best equipment to conquer the highest peaks, it's essential to use the best materials for your tooling to ensure trouble-free production and achieve **outstanding** tool life.

Three reasons why **BÖHLER K390 MICROCLEAN** is highly cost effective:

- » Extremely high wear resistance
- » Excellent toughness
- » Very high compressive strength

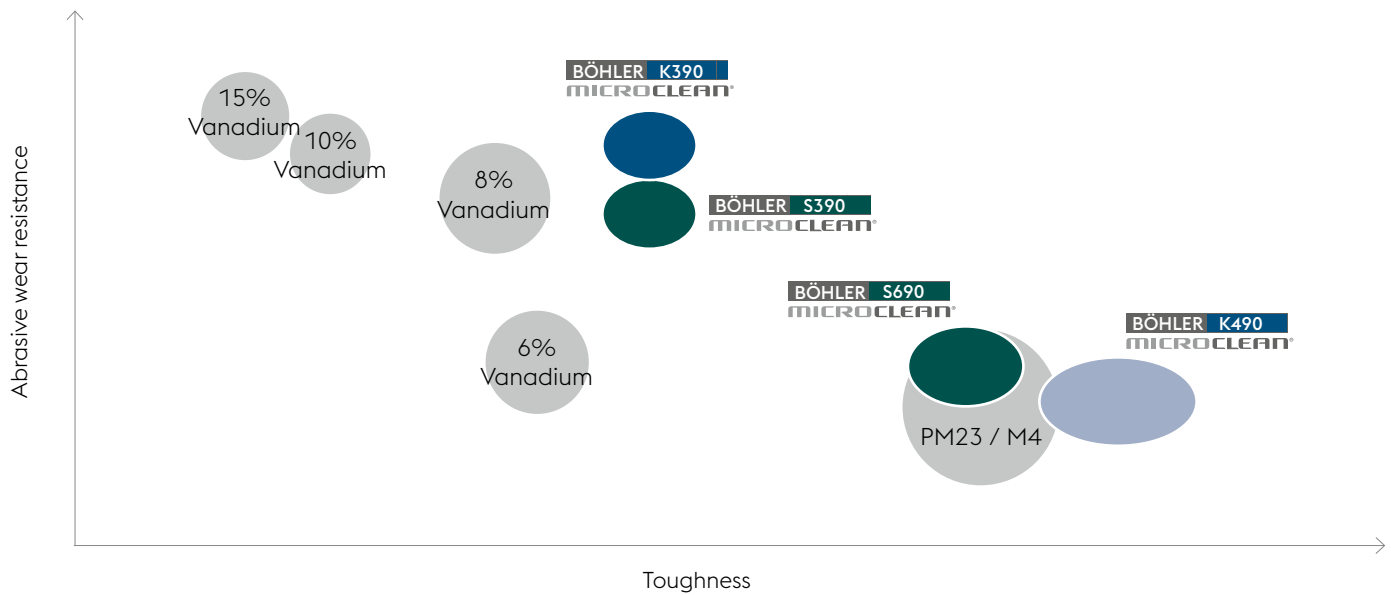
The high-performance powder-metallurgy steel **BÖHLER K390 MICROCLEAN** is a reliable solution for your difficult cutting, die-cutting and cold forming operations, and it has a very good track record for applications in the plastics industry.

Coverfoto:

stamfag




Product positioning (schematic)



Chemical composition (nominal in wt.%)

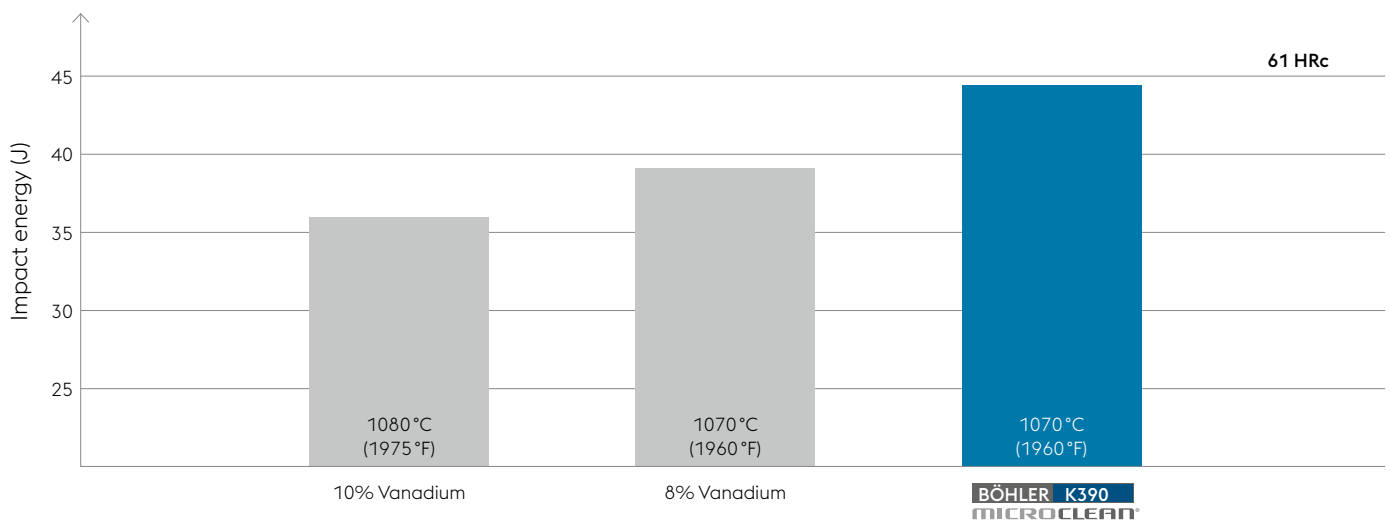
C	Si	Mn	Cr	Mo	V	W	Co
2.47	0.55	0.40	4.20	3.80	9.00	1.00	2.00



EXCELLENT PROPERTIES

Compared to similar grades from other sources, **BÖHLER K390 MICROCLEAN** is highlighted by its excellent toughness properties that significantly reduce the risk.

Impact energy

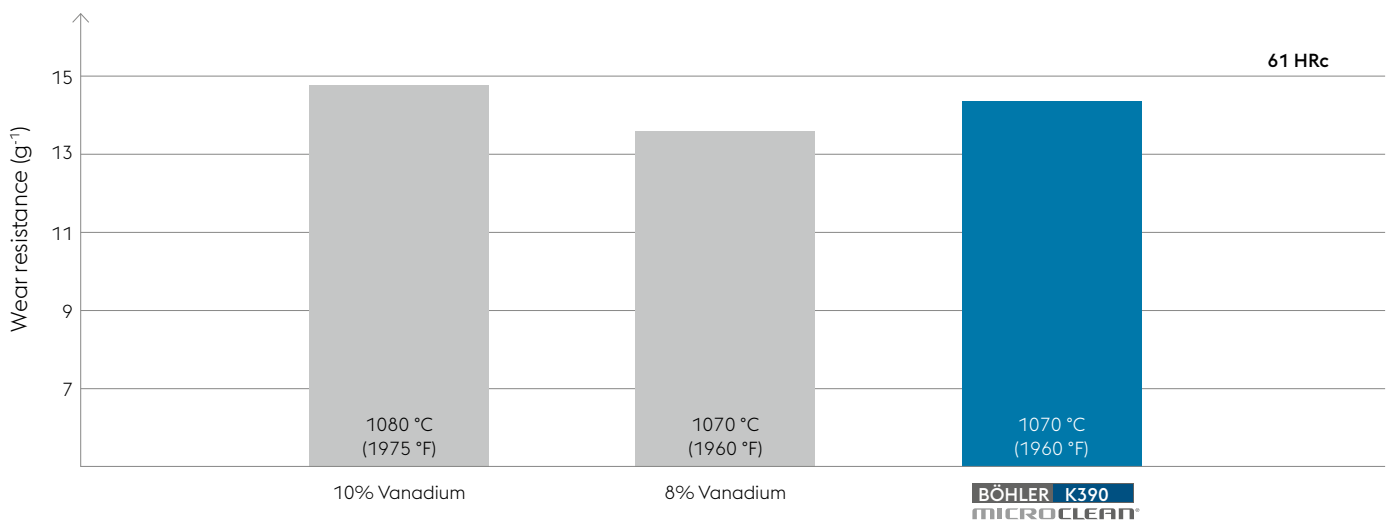


Specimens taken from rolled steel bar in longitudinal direction, centre
Source material dimensions: 40.8 mm round
Specimen size: 7 x 10 x 55 mm per SEP 1314



Abrasive wear resistance is improved by higher vanadium content, which boosts the number of hard carbides content of the material.

Wear resistance



Values determined by SiC sandpaper test
 Specimens taken from rolled steel bar in cross direction, centre
 Source material dimensions: 40.8 mm round
 Specimen size: Ø 8 x 16 mm against SiC paper P120, Ra < 0.8 µm

PROPERTIES AND BENEFITS

Benefits for tool & die production


in comparison to 10V PM

- » **Good machinability**
because of uniform mechanical properties
- » **Excellent grindability**
even with deep engraving in the tool & die centre
- » **Uniform low dimensional change**
during heat treatment
- » **Non sensitive against overheating**
or long soak times
- » **Optimal EDM characteristic**
due to uniform carbide distribution

Benefits for tool & die use

- » **Low unit cost**
due to longer service life
- » **Safety against failure**
and cutting-edge fractures





Physical properties at 20 °C (68 °F)

Condition: hardened and tempered

Modulus of elasticity at	20 °C	220.4 x 10 ³ N/mm ²
	68 °F	00.0 x 10 ³ psi
Density at	20 °C	7.6 kg/dm ³
	68 °F	0.274 lbs/in ³
Electrical resistivity at	20 °C	0.59 Ohm.mm ² /m
	68 °F	0.98 x 10 ⁻³ Ohm per ft
Specific heat capacity at	20 °C	464 J/(kg.K)
	68 °F	0.000 Btu/lb °F
Thermal conductivity at	20 °C	20.1 W/(m.K)
	68 °F	000 Btu in/ft ² h °F

Coefficient of thermal expansion between 20 °C (68 °F) and°C (°F)

100 °C	200 °C	300 °C	400 °C	500 °C	600 °C	
10.30	10.67	11.03	11.38	11.70	11.97	10 ⁻⁶ m/(m.K)
210 °F	390 °F	570 °F	750 °F	930 °F	1110 °F	
6.78	6.94	7.22	7.33	7.61	7.78	10 ⁻⁶ in/(in °F)

Source: Materials Center Leoben Forschung GmbH, ÖGI

APPLICATIONS

BÖHLER K390 MICROCLEAN performs well in a wide variety of applications due to its outstanding properties.

Die-cutting and stamping

- » Cutting tools (dies and stamps), standard and fine blanking
- » Die rolls

Cold forming

- » Pressure-flow dies (cold and semi-hot)
- » Drawing and deep-drawing dies
- » Embossing dies
- » Thread-rolling dies
- » Cold rolls for multi-roll frames
- » Cold-piercing mandrels
- » Pressing dies for the ceramic and pharmaceutical industries
- » Sinter pressing dies

Knives

- » Paper and cardboard industry
- » Circular knives for web slitters
- » Knives for the recycling industry
- » Shear blades for cutting thin material

Plastics

- » Extrusion cylinders and feedscrews
- » Mould inserts
- » Injection nozzles
- » Check valves



HEAT TREATMENT RECOMMENDATIONS



Choose the right heat treatment for optimal results.

Soft annealing

- » Hardness after annealing: 280 HB max.

Stress relieving

- » 650 to 700 °C
- » Once heated completely through, soak in neutral atmosphere at temperature for 1 to 2 hours
- » Slow cooling in furnace

Hardening

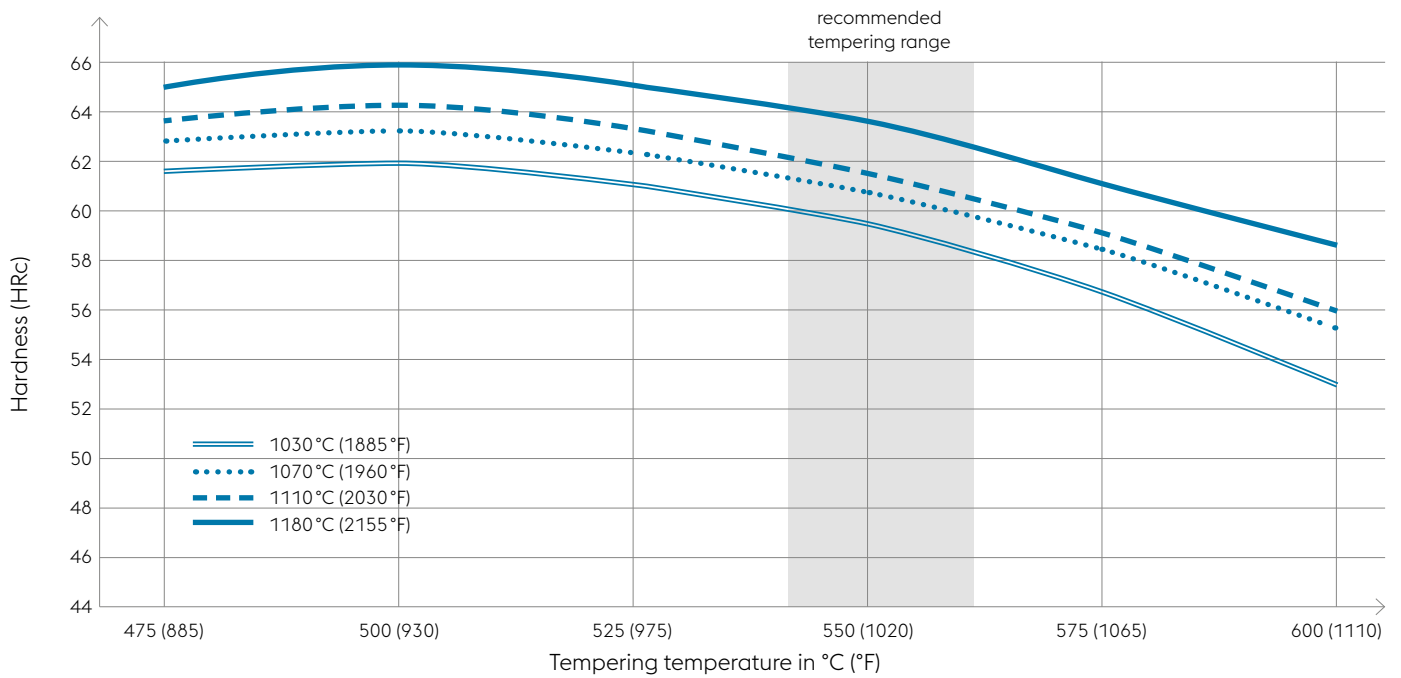
- » 1030 to 1180 °C / oil, N₂
- » Once heated completely through:
 - 20 – 30 min (hardening temperature 1030 – 1150 °C)
 - 10 min (hardening temperature 1180 °C)
- » For high toughness, use a low hardening temperature.
- » For high wear resistance, use a high hardening temperature.

Tempering

- » Heat up slowly to the tempering temperature immediately after hardening
- » Soak time in furnace 1 hour for each 20 mm of workpiece thickness, with a minimum of 2 hours
- » Air/gas quenching
- » Triple tempering is recommended
- » Achievable hardness range: 58 – 64 HRc



Tempering chart



hardened in vacuum furnace: N₂ cooling, 5 bar
 bei 3 x gleicher Anlasstemperatur



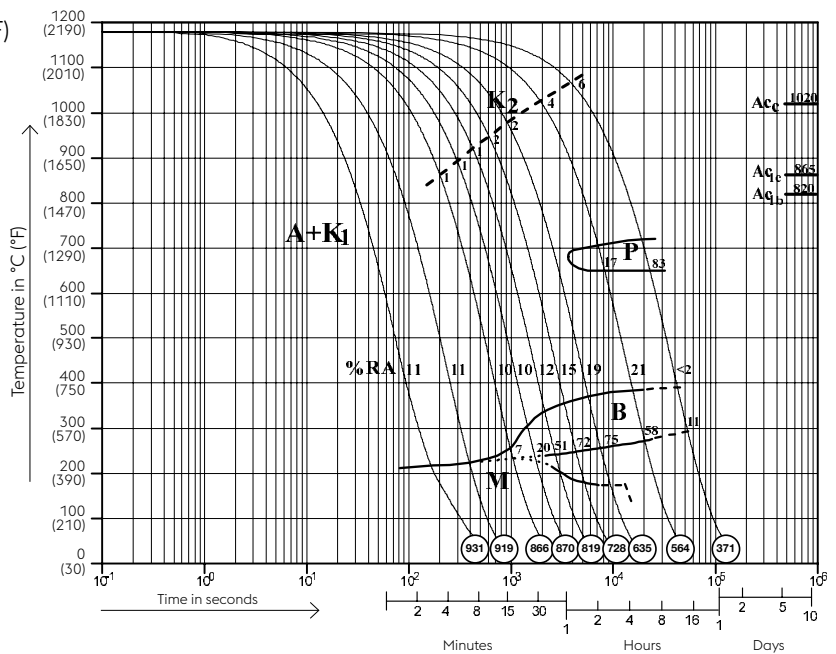
HEAT TREATMENT RECOMMENDATIONS

CCT chart for continuous quenching

Austenitization temperature: 1180 °C (2155 °F)

Soak time: 5 minutes

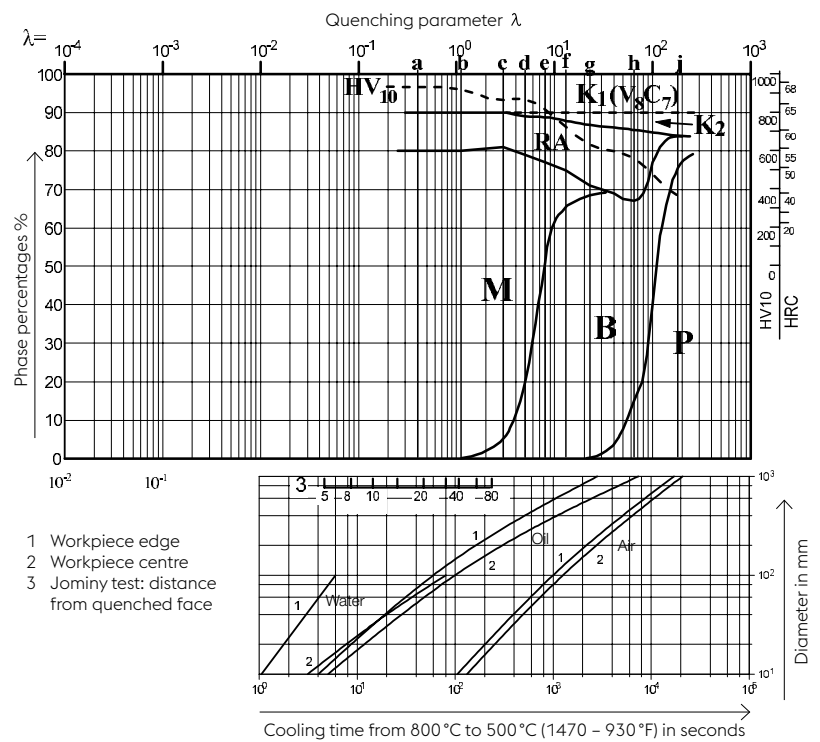
0.4 ... 180 Quenching parameter λ ,
 quenching time from
 800 to 500 °C (1470 – 930 °F)
 in $s \times 10^{-2}$





Quantitative phase diagram

- K1 Carbides not dissolved during austenitization (10%)
- K2 Start of carbide precipitation during quenching from austenitizing temperature
- LK Ledeburitic carbides
- RA Retained austenite
- A Austenite
- M Martensite
- P Perlite
- B Bainite



MACHINING INSTRUCTIONS

Turning with carbide tools

Cutting depth (inches)	0.5 – 1 (.02 – .04)	1 – 4 (.04 – .16)	4 – 8 (.16 – .31)	over 8 (.31)
Feed (inches/rev.)	0.1 – 0.3 (.004 – .012)	0.2 – 0.4 (.008 – .016)	0.3 – 0.6 (.012 – .024)	0.5 – 1.5 (.020 – .060)
ISO grade	P10, P20	P10, P20, M10	P30, M20	P30, P40
Cutting speed v_c (m/min) (f.p.min.)				
Indexable inserts Tool life: 15 min.	210 – 150 (690 – 490)	160 – 110 (525 – 360)	110 – 80 (360 – 260)	70 – 45 (230 – 150)
Brazed carbide tools Tool life: 30 min.	150 – 110 (490 – 360)	135 – 85 (445 – 280)	90 – 60 (295 – 195)	70 – 35 (230 – 115)
Coated indexable inserts BÖHLERIT LC P25 T BÖHLERIT LC 240 F	up to 250 (820) up to 200 (655)	up to 250 (820) up to 200 (655)	up to 250 (820) up to 180 (590)	up to 250 (820) up to 180 (590)
Tool geometry for brazed carbide tools Rake angle Clearance angle Inclination angle	6° – 12° 6° – 8° 0°	6° – 12° 6° – 8° -4°	6° – 12° 6° – 8° -4°	6° – 12° 6° – 8° -4°

Condition: soft annealed, figures given are guidelines only

Drilling with carbide bits

Drill bit diameter (inches)	3 – 8 (.12 – .31)	8 – 20 (.31 – .80)	20 – 40 (.80 – 1.6)
Feed (inches/rev.)	0.02 – 0.05 (.001 – .002)	0.05 – 0.12 (.002 – .005)	0.12 – 0.18 (.005 – .007)
BÖHLERIT/ISO carbide grade	HB10 / K10		
Cutting speed v_c (m/min) (f.p.min.)	50 – 35 (165 – 115)	50 – 35 (165 – 115)	50 – 35 (165 – 115)
Point angle	115° – 120°	115° – 120°	115° – 120°
Clearance angle	5°	5°	5°



Milling with insert cutter heads

Feed (inches/tooth)	up to 0.2 (.008)
Cutting speed v_c (m/min) (f.p.min.)	
BÖHLERIT LC 225 T	120 – 230 (395 – 755)
BÖHLERIT LC 230 E	110 – 220 (360 – 720)
BÖHLERIT LC M45 M	100 – 200 (330 – 655)

Condition: soft annealed, figures given are guidelines only

Grinding method	annealed	hardened
Circumferential grinding	A 46 HV	B151 R50 B3* / A 46 GV**
Face grinding	A 36 GV	A 46 GV
External cylindrical grinding	A 60 KV	B151 R50 B3* / A 60 JV**
Internal cylindrical grinding	A 60 JV	B151 R75 B3* / A 60 IV
Profile grinding	A 100 IV	B126 R100 B6* / A 100 JV**

* CBN discs should be used for these applications if possible

** Grinding discs with sintered corundum should be used for these applications.

The data contained in this brochure is merely for general information and therefore shall not be binding on the company. We may be bound only through a contract explicitly stipulating such data as binding. Measurement data are laboratory values and can deviate from practical analyses. The manufacture of our products does not involve the use of substances detrimental to health or to the ozone layer.



voestalpine BÖHLER Edelstahl GmbH & Co KG

Mariazeller Straße 25

8605 Kapfenberg, Austria

T. +43/50304/20-7181

F. +43/50304/60-7576

E. info@bohler-edelstahl.at

www.voestalpine.com/bohler-edelstahl

voestalpine

ONE STEP AHEAD.